



Q.PLUS-G4.1 270-280

Q.ANTUM SOLAR MODULE

The new high-performance module Q.PLUS-G4.1 is the ideal solution for all applications thanks to its innovative cell technology Q.ANTUM. The world-record cell design was developed to achieve the best performance under real conditions – even with low radiation intensity and on clear, hot summer days.

- 

Q.ANTUM TECHNOLOGY: LOW LEVELIZED COST OF ELECTRICITY
Higher yield per surface area and lower BOS costs and higher power classes and an efficiency rate of up to 17.1 %.
- 

INNOVATIVE ALL-WEATHER TECHNOLOGY
Optimal yields, whatever the weather with excellent low-light and temperature behaviour.
- 

ENDURING HIGH PERFORMANCE
Long-term yield security with Anti-PID Technology¹, Hot-Spot-Protect and Traceable Quality Tra.Q™.
- 

LIGHT-WEIGHT QUALITY FRAME
High-tech aluminium alloy frame, certified for high snow (5400 Pa) and wind loads (4000 Pa).
- 

MAXIMUM COST REDUCTIONS
Up to 10 % lower logistics costs due to higher module capacity per box.
- 

SAFE ELECTRONICS
Protection against short circuits and thermally induced power losses due to breathable junction box and welded cables.
- 

A RELIABLE INVESTMENT
Inclusive 12-year product warranty and 25-year linear performance warranty².











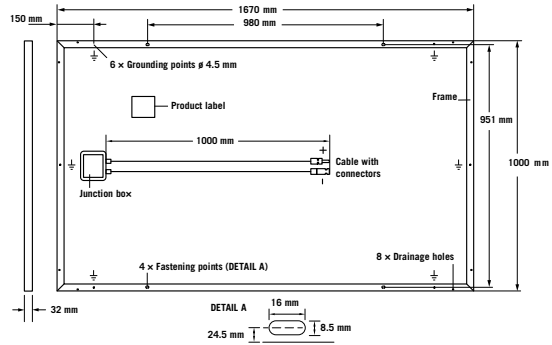
THE IDEAL SOLUTION FOR:

-  Rooftop arrays on residential buildings
-  Rooftop arrays on commercial/industrial buildings
-  Ground-mounted solar power plants

¹ APT test conditions: Cells at -1000V against grounded, with conductive metal foil covered module surface, 25 °C, 168h
² See data sheet on rear for further information.

MECHANICAL SPECIFICATION

Format	1670 mm × 1000 mm × 32 mm (including frame)
Weight	18.8 kg
Front Cover	3.2 mm thermally pre-stressed glass with anti-reflection technology
Back Cover	Composite film
Frame	Black anodised aluminium
Cell	6 × 10 Q.ANTUM dark solar cells
Junction box	110 mm × 115 mm × 23 mm Protection class IP67, with bypass diodes
Cable	4 mm ² Solar cable; (+) 1000 mm, (-) 1000 mm
Connector	Tyco, Solarlok PV4, IP68

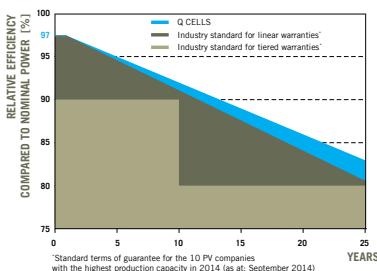


ELECTRICAL CHARACTERISTICS

POWER CLASS		270	275	280	
MINIMUM PERFORMANCE AT STANDARD TESTING CONDITIONS, STC¹ (POWER TOLERANCE +5W /- 0W)					
Minimum	Power at MPP²	P_{MPP}	270	275	280
	Short Circuit Current*	I_{SC}	9.35	9.41	9.47
	Open Circuit Voltage*	V_{OC}	38.56	38.82	39.08
	Current at MPP*	I_{MPP}	8.77	8.84	8.91
	Voltage at MPP*	V_{MPP}	30.80	31.12	31.43
	Efficiency²	η	≥16.2	≥16.5	≥16.8
MINIMUM PERFORMANCE AT NORMING OPERATING CONDITIONS, NOC³					
Minimum	Power at MPP²	P_{MPP}	200.2	203.9	207.6
	Short Circuit Current*	I_{SC}	7.54	7.59	7.64
	Open Circuit Voltage*	V_{OC}	35.98	36.22	36.46
	Current at MPP*	I_{MPP}	6.87	6.93	6.99
	Voltage at MPP*	V_{MPP}	29.15	29.43	29.71

¹1000 W/m², 25°C, spectrum AM 1.5 G ²Measurement tolerances STC ±3%; NOC ±5% ³800 W/m², NOCT, spectrum AM 1.5 G * typical values, actual values may differ

Q CELLS PERFORMANCE WARRANTY

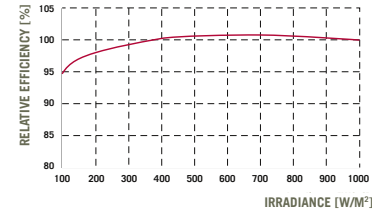


At least 97% of nominal power during first year. Thereafter max. 0.6% degradation per year.
At least 92% of nominal power after 10 years.
At least 83% of nominal power after 25 years.

All data within measurement tolerances. Full warranties in accordance with the warranty terms of the Q CELLS sales organisation of your respective country.

*Standard terms of guarantee for the 10 PV companies with the highest production capacity in 2014 (as at: September 2014)

PERFORMANCE AT LOW IRRADIANCE



The typical change in module efficiency at an irradiance of 200 W/m² in relation to 1000 W/m² (both at 25 °C and AM 1.5 G spectrum) is -1.5% (relative).

TEMPERATURE COEFFICIENTS

Temperature Coefficient of I_{SC}	α	[%/K]	+0.04	Temperature Coefficient of V_{OC}	β	[%/K]	-0.29
Temperature Coefficient of P_{MPP}	γ	[%/K]	-0.40	Normal Operating Cell Temperature	NOCT	[°C]	45

PROPERTIES FOR SYSTEM DESIGN

Maximum System Voltage	V_{sys}	[V]	1000	Safety Class	II
Maximum Reverse Current	I_r	[A]	20	Fire Rating	C
Wind/Snow Load (in accordance with IEC 61215)		[Pa]	4000/5400	Permitted Module Temperature On Continuous Duty	-40 °C up to +85 °C

QUALIFICATIONS AND CERTIFICATES

VDE Quality Tested, IEC 61215 (Ed. 2); IEC 61730 (Ed. 1), Application class A
This data sheet complies with DIN EN 50380.



PARTNER

NOTE: Installation instructions must be followed. See the installation and operating manual or contact our technical service department for further information on approved installation and use of this product.

Hanwha Q CELLS Australia Pty Ltd
1402, 20 Berry St., North Sydney NSW 2060, Australia | TEL +61 (2) 9016 3033 | FAX +61 (0)2 9455 0873 | EMAIL q-cells-australia@q-cells.com | WEB www.q-cells.com.au

Engineered in Germany

